






# Wireline Technologies



## Product Catalog



2140 North Redwood Road, #60 Utah 84116, U.S.A.

Phone (801) 323-5533 Fax (801) 323-7033

[www.wtisheave.com](http://www.wtisheave.com)

## **INTRO**

Wireline Technologies, Inc. (WTI) designs, manufactures, and supplies equipment for the petroleum industry. Our primary focus is the design and development of surface equipment for wireline and well logging operations. Recognized as “state of the art”, these products have quickly become the industry standard and are used throughout the world.

**Wireline  
Technologies**



## **MISSION**

WTI is dedicated to serving the petroleum industry by being a globally oriented, full line major manufacturer of equipment and supplies that exceed the highest of quality standards.

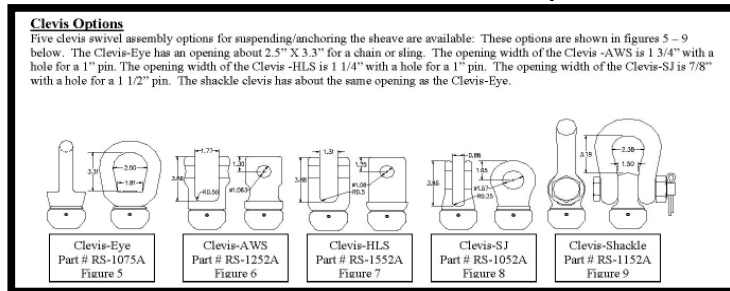
## **QUALITY**

WTI's manufacturing is guided by a formal quality system based on the 20 elements of the ISO 9000 standard. Dedication to continuous improvements, the incorporation of “value-added” processes and the commitment to “team” concepts are central to achieving our goal of unsurpassed quality and customer satisfaction.

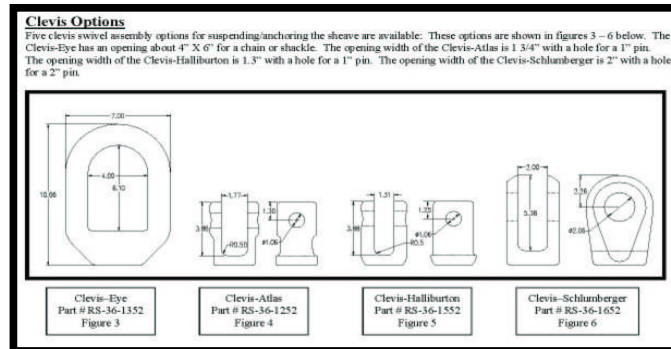
## How To Order a Wireline Technologies Rigging Sheave

1. Enter the letters G2 for G2 Shielded Bearing Model, G2S for G2 Sealed Bearing Model or RS for Rigging Sheave model.
  2. Choose the nominal sheave wheel size in inches. (Choose 17, 22, 26, 32 or 36) Rigging Sheave only available in 32" or 36".
  3. Choose the nominal line size desired (enter as a fraction).
  4. Choose -1000 for shrouded/cased hole or -2000 for non-shrouded / open hole.  
(Shrouded option is not available on the 32" and 36" Sheave, use -1000 only)
  4. Choose the clevis selected from those shown below. (Choose A, E, H, S or SH.)
- Example: G2-26-15/32-2000A= G2 Shielded Sheave, 26" (15/32") No-Shroud, AWS Clevis

### 17", 22" and 26" Sheave Clevis Options



### 32" and 36" Sheave Clevis Options



## How To Order a Wireline Technologies Composite Slickline Sheave

1. Enter the letters SL for Slickline Sheave.
2. Choose the nominal sheave wheel size in inches. (Choose 16, 20, 25 or 30)
3. Choose the nominal line size desired. (enter as a decimal )
4. Choose the clevis selected from those shown on Form: WTI-145. (Choose H, E or J)

Example: SL-20-.125-200H= Slickline Sheave, 20" (.125" line) Hook Clevis

## How To Order a Wireline Technologies Composite Stuffing Box Sheave Bracket Assy.

1. Enter the letters SBA for Alum. Stuffing Box Sheave Bracket or SBS for S/S Stuffing Box Sheave Bracket.
2. Choose the nominal sheave wheel size in inches. (Choose 16 or 20)
3. Choose the nominal line size desired. (enter as a decimal )
4. Choose the stuffing box style (Choose B1- Bowen, H- Halliburton/Otis, E- Elmar, W- Western Press. Ctrl., K- KEA Oilfield)

Example: SBA-20-.125-100-B1= Aluminum Stuffing Box Sheave Bracket, 20" (.125" line) Bowen Style

## How To Order a Wireline Technologies Composite Crown Block

1. Enter the letters CB for Crown Block.
2. Choose the nominal sheave wheel size in inches (Choose 17).
3. Choose the nominal line size desired (enter as a fraction).
4. Choose the Mounting Base Style (Choose SWPT or DOPB).

Example: CB-17-5/16-SWPT= Crown Block Sheave, 17" (5/16" line) SWPT Style




## How To Order a Wireline Technologies Composite Top Block

1. Enter the letters TB for Top Block or TBS for Sealed Top Block.
2. Choose the nominal sheave wheel size in inches (Choose 14).
3. Choose the nominal line size desired (enter as a fraction).

Example: TB-14-7/32-100= Top Block Sheave, 14" (7/32")



# Electric line Products





# “G2” Rigging Sheave



- Available in 17”, 22” and 26” diameter wheel
- Cable shroud reduces the possibility of “line jumping”
- Composite wheel is less abrasive to expensive lines
- Available handguard/pinch protector
- One year manufacturers warranty
- Fully certified (Certificate supplied)

The Wireline Technologies, Inc. G2/Generation Two Composite Rigging Sheave was developed using modern materials and manufacturing techniques to extend the life of the sheave as well as the cable. The WTI sheave is safer, lighter, easier to use, and more economical than other sheaves in the field. These sheaves have become the industry standard and are available in 17”, 22” and 26” diameter wheel sizes.

#### Design criteria include:

**Safety-** Orange cover and available handguard/pinch protector.

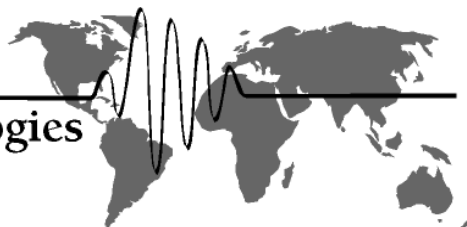
**Lightweight-** Composite wheel and stainless steel components reduces weight by 40% over competition.

**Easy Use-** Lighter weight, built in handle, side loading gate and choice of five clevis styles provides easier use.

**Strength and Durability-** Composite wheel, and stainless steel components provide exceptional strength and corrosion resistance.



Sheave Size	17"	22"	26"
Wireline Diameter	Up to 5/16"	Up to 3/8"	Up to 17/32"
Width	5.5"	5.5"	5.5"
Height	33"	37"	41"
Weight	47 lbs.	70 lbs.	90 lbs.
Maximum SWL	20,000 lbs.	25,000 lbs.	29,000 lbs.
Proof Test Load	40,000 lbs.	50,000 lbs.	58,000 lbs.

Wireline  
Technologies



2140 North Redwood Road, #60  
Salt Lake City, Utah, 84116 U.S.A.  
Phone (801) 323-5533  
Fax (801) 323-7033  
[wtisheave.com](http://wtisheave.com)

# “G2” Sealed Bearing Rigging Sheave



- Completely sealed bearing system.
- A safety yellow cover protects hands and fingers.
- Cable shroud reduces the possibility of “line jumping”.
- Composite wheel is less abrasive to expensive lines
- Available handguard/pinch protector
- One year manufacturers warranty
- Fully certified (Certificate supplied)

The Wireline Technologies, Inc. G2/Generation Two Sealed Bearing Rigging Sheave incorporates a completely sealed bearing system. This system reduces the maintenance of the sheave to periodic cleaning (pressure washing) and visual inspection. Re-greasing is recommended at annual re-certification only. Rigorous testing has proven the design to be capable of withstanding the most severe applications and environments.

They are available 17”, 22” and 26” diameter wheel sizes.


#### Design criteria include:

**Safety**– Yellow cover and available handguard/pinch protector.

**Lightweight**- Composite wheel and stainless steel components reduces weight by 40% over competition.


**Easy Use**- Lighter weight, built in handle, side loading gate and choice of five clevis styles provides easier use.

Sheave Size	17"	22"	26"
Wireline Diameter	Up to 5/16"	Up to 3/8"	Up to 17/32"
Width	5.5"	5.5"	5.5"
Height	33"	37"	41"
Weight	49 lbs.	70 lbs.	90 lbs.
Maximum SWL	20,000 lbs.	25,000 lbs.	29,000 lbs.
Proof Test Load	40,000 lbs.	50,000 lbs.	58,000 lbs.



2140 North Redwood Road, #60  
 Salt Lake City, Utah, 84116 U.S.A.  
 Phone (801) 323-5533  
 Fax (801) 323-7033  
[wtisheave.com](http://wtisheave.com)

# 32" & 36" Composite Rigging Sheave

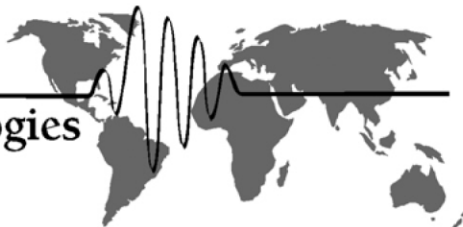


Utilization of advanced materials and fabrication techniques, as well as close communication with industry leaders, has resulted in a rigging sheave assembly that sets a new standard for deep well operations. This sheave's completely sealed bearing system reduces maintenance to periodic cleaning (pressure washing) and visual inspection. Rigorous testing has proven the design to be capable of withstanding the most severe applications and environments.

- Completely sealed bearing system
- Non-sparking 'spokeless' composite wheel
- All corrosion resistant materials
- Side loading gate system
- Available handguard/pinch protector
- One year manufacturers warranty
- Fully certified (Certificate supplied)

- Weight- 140 lbs. (32"), 170 lbs. (36")
- Height- 56" (32"), 60" (36")
- Width- 7"
- SWL- 40,000 lbs. (20,000 lbs. line)
- Proof test load- 80,000 lbs. (40,000 lbs. Line)
- Standard line sizes- 15/32", 1/2", 17/32"  
(Custom groove sizes are available)


**Wireline**  
**Technologies**



2140 North Redwood Road, #60  
Salt Lake City, Utah, 84116 U.S.A.  
Phone (801) 323-5533  
Fax (801) 323-7033  
*wtisheave.com*



# 48" Heavy Duty Composite Rigging Sheave

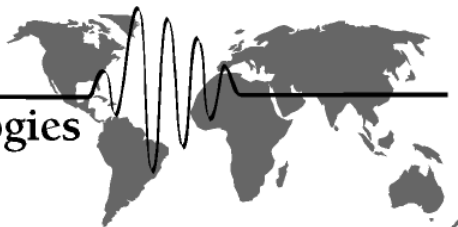


- Completely sealed bearing system
- Non-sparking 'spokeless' composite wheel
- All corrosion resistant materials
- Side loading gate system
- Available line retainer
- One year manufacturers warranty
- Fully certified (Certificate supplied)

Close communication with our customer has yielded a heavy duty rigging sheave assembly that allows for comfortable and safe operations in the deepest of today's wells. Utilizing a completely sealed bearing system reduces maintenance to periodic cleaning (pressure washing) and visual inspection. This design provides the capability to withstand the most severe applications and environments.

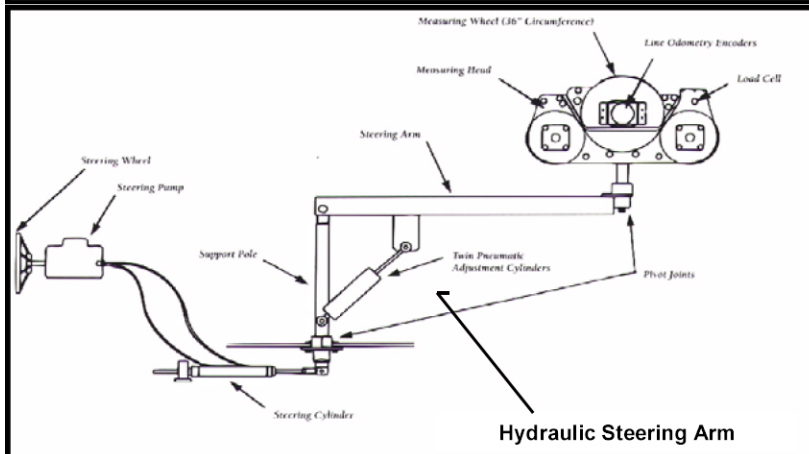

- Weight- 490 lbs.
- Height- 70"
- Width- 7.5"
- SWL- 50,000 lbs. (20,000 lbs. line)
- Proof test load- 100,000 lbs. (50,000 lbs. Line)
- Standard line sizes- 15/32", 1/2", 17/32"  
(Custom groove sizes are available)

Wireline  
Technologies



2140 North Redwood Road, #60  
Salt Lake City, Utah, 84116 U.S.A.  
Phone (801) 323-5533  
Fax (801) 323-7033  
*wtisheave.com*


# Tensiometer/Measuring Head



A running line measuring system that is reliable, accurate, flexible and easy to use. A complete system that includes load cell, encoder, displays and all necessary wiring, hoses and hardware. The WTI Tensiometer is smaller and lighter than other systems and is easily installed in any unit. Utilization of stainless steel, aluminum and composite materials provides superior corrosion resistance. A built in electronic load cell (hermetically sealed) provides accurate line tension. Line speed and depth are measured with a completely sealed optical encoder. Easy to read digital displays provide accurate readouts of tension, depth and speed. All displays can interface with computer equipment via serial or analog outputs.

- Composite wheels reduce line wear
- All corrosion resistant materials
- Internal electronic load cell
- Extremely lightweight and compact
- Simple design allows for easy maintenance
- One year manufacturers warranty

- Multiple line capability
- Weight- 65 lbs.
- Height- 60"
- Length- 30"
- Width- 7"



2140 North Redwood Road, #60  
Salt Lake City, Utah, 84116 U.S.A.  
Phone (801) 323-5533  
Fax (801) 323-7033  
[wtisheave.com](http://wtisheave.com)

# 14" Composite Top Block

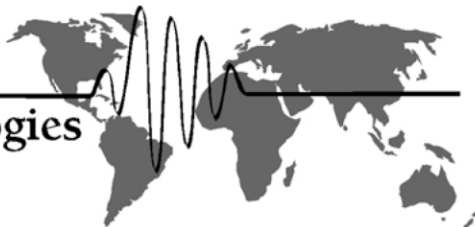


The Wireline Technologies, Inc. Composite Top Block is designed for 'rigless' applications and lines up to 5/16" diameter. Features include a lightweight composite wheel, high strength aluminum and stainless steel structural components, and an innovative top loading system that provides positive line entrapment. This block will prove to be the safest, most durable, reliable, and easy to use in the industry.

- 'Spokeless' wheel and built in handle for added safety
- Top loading system for ease of use
- Positive line entrapment eliminates "line jumping"
- Composite wheel is less abrasive to expensive lines
- One year manufacturers warranty
- Fully certified (Certificate supplied)

- Weight- 26 lbs.
- Height- 22"
- Width- 7"
- SWL- 6,000 lbs. (3,000 lbs. line)
- Proof test load- 12,000 lbs. (6,000 lbs. Line)
- Standard line sizes- .3/16" - 5/16"  
(Custom groove sizes are available)

**Wireline**  
**Technologies**



2140 North Redwood Road, #60  
Salt Lake City, Utah, 84116 U.S.A.  
Phone (801) 323-5533  
Fax (801) 323-7033  
[wtisheave.com](http://wtisheave.com)



# 17" Composite Crown Block



Solid designing and utilization of advanced materials and manufacturing techniques provides a rugged product that will provide years of trouble free use. Use of our completely sealed bearing system reduces maintenance to periodic cleaning (pressure washing) and visual inspection. All exposed metallic components are either manufactured from stainless steel or are powder coated to prevent corrosion.

- Completely sealed bearing system
- Non-sparking composite wheel
- "High visibility" yellow powder coated
- Retention pins (s/s) prevent line jumping
- One year manufacturers warranty
- Fully certified (Certificate supplied)

- Weight- 87 lbs.
- Height- 21"
- Width- 7-1/4"
- SWL- 20,000 lbs. (10,000 lbs. line)
- Proof test load- 40,000 lbs. (20,000 lbs. Line)
- Standard line sizes- 7/32" - 5/16"  
(Custom groove sizes are available)




2140 North Redwood Road, #60  
Salt Lake City, Utah, 84116 U.S.A.  
Phone (801) 323-5533  
Fax (801) 323-7033  
*wtisheave.com*

# E-Line Ancillaries




## Floorstand

- Provides support for your WTI Sheave.
- One sided design allows the line to be loaded/unloaded while attached.
- One size fits the following WTI Sheaves - (14", 17", 26").
- Powder coated to protect against corrosion.




## Handguard / Bushing System

- Protects operator's hands and clothing from being drawn into sheave.
- Should be used wherever a running line can be touched by an operator.
- Patented design allows the line to be loaded after attachment.
- 3 sizes available to fit all WTI Sheaves - (14"/17", 26", 32"/36").



## Storage Rack

- Provides a convenient place to store your WTI Sheave when not in use.
- Minimizes wear and tear to sheaves in transport.
- Holds sheaves in vertical position to maximize space.
- Available in 2 sizes to fit 14"/17" and 26" Sheaves.
- Powder coated to protect against corrosion.



## Rig-Up Yoke

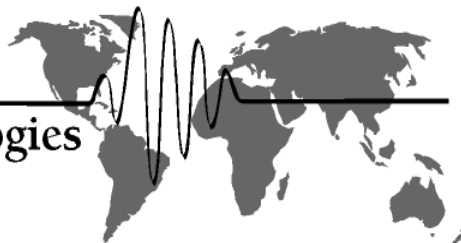
- Provides an alternative place to attach a "tugger line".
- Can be used to stabilize top mounted (hanging) sheaves.
- Designed to work simultaneously with WTI Handguard.
- Available in 2 sizes to fit all WTI Sheaves - (14"/17"/26" and 32"/36").
- Made from stainless steel to resist corrosion.



## Sheave Hanger

- 32K lbs. and 40K lbs. Safe Working Load (SWL) available
- Fully certified (certification supplied)
- Two styles available (1" and 1-1/2" dia. hole) to fit all clevis types

Wireline  
Technologies



2140 North Redwood Road, #60  
Salt Lake City, Utah, 84116 U.S.A.  
Phone (801) 323-5533  
Fax (801) 323-7033  
[wtisheave.com](http://wtisheave.com)

# Slickline Products





# 16"/20" Composite Slickline Floor Sheave



Spring loaded / positive side locking pins



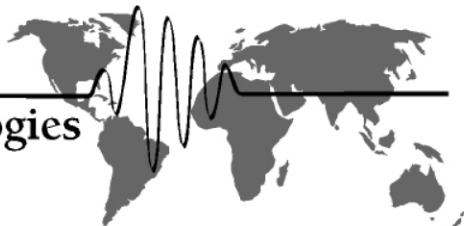
Cable shrouds reduce "line jump"

The Wireline Technologies, Inc. 16" and 20" Slickline Sheave feature a lightweight composite wheel, high strength aluminum and stainless steel structural components, and a simple side loading system that provides easy line placement. Incorporation of cable shrouds above the wheel prevents the line from "jumping sheave." Side locking design provides in-

- Solid wheel and available handguard for added safety
- Side loading system for ease of use
- Cable shrouds reduce "line jumping"
- Composite wheel is less abrasive to expensive lines
- One year manufacturers warranty
- Fully certified (Certificate supplied)

- Weight- 20 lbs. (16"), 23 lbs. (20")
- Height- 26" (16"), 30" (20")
- Width- 4"
- SWL- 6,000 lbs. (3,000 lbs. line)
- Proof test load- 12,000 lbs. (6,000 lbs. Line)
- Standard line sizes- .092"-.108" & .108"- 125"  
(Custom grooving is available)

Wireline  
Technologies



2140 North Redwood Road, #60  
Salt Lake City, Utah, 84116 U.S.A.  
Phone (801) 323-5533  
Fax (801) 323-7033  
*wtisheave.com*


# 25" and 30" Composite Slickline Sheave



WTI's 25" and 30" Composite Sheaves are designed for the large (.140" - .160") slicklines as well as the new breed of "tubing type" lines. This sheave provides the industry with a large bend radius in a lightweight, easy to use package. Use of a completely sealed bearing system reduces maintenance to periodic cleaning (pressure washing) and visual inspection. Innovative side loading feature simplifies removal and installation of line even after rig-up. These sheaves are manufactured with a cable shroud which prevents the line from "jumping sheave" when combined with the WTI handguard assembly operator safety is greatly increased.

- Completely sealed bearing system
- Non-sparking 'spokeless' composite wheel
- All corrosion resistant materials
- Side loading gate system
- Available handguard/pinch protector
- One year manufacturers warranty
- Fully certified (Certificate supplied)

- SWL- 10,000 lbs. (5,000 lbs. Line)
  - Proof test load- 20,000 lbs. (10,000 lbs. Line)
  - Weight- 60 lbs. (25"), 70 lbs (30")
  - Height- 38" (25"), 43" (30")
  - Width- 6"
  - 25" Standard line size- .140"-.160"
  - 30" Standard line size- 3/16
- (Custom groove sizes are available)



2140 North Redwood Road, #60  
Salt Lake City, Utah, 84116 U.S.A.  
Phone (801) 323-5533  
Fax (801) 323-7033  
[wtisheave.com](http://wtisheave.com)

# Slickline Stuffing Box Sheave Bracket




The Wireline Technologies, Inc. Composite Slickline Stuffing Box Sheave Bracket is available in both 16" and 20" versions. Features include a lightweight composite wheel, high strength aluminum and stainless steel structural components, and a patented top loading system that allows for easy line placement and prevents the line from "jumping sheave."

The unique modular cast/plate frame design provides superior rigidity, reducing flex at high tensions. This decreases line and packing wear caused by misalignment.

- Solid wheel for increased safety
- Patented top-loading system for ease of use
- Unique "shoes" eliminate "line jumping"
- Composite wheel is less abrasive to expensive lines
- One year manufacturers warranty
- Fully certified (Certificate supplied)
- Sealed tapered roller bearings

- Weight- 30 lbs. (16"), 35 lbs. (20")
- Height- 31" (16"), 35" (20")
- Width- 5"
- SWL- 6,000 lbs. (3,000 lbs. line)
- Proof test load- 12,000 lbs. (6,000 lbs. Line)
- Standard line sizes- .092"-1.08" and .108"-1.25"  
(Custom grooving is available)



2140 North Redwood Road, #60  
Salt Lake City, Utah, 84116 U.S.A.  
Phone (801) 323-5533  
Fax (801) 323-7033  
[wtisheave.com](http://wtisheave.com)



# Stainless Steel Stuffing Box Sheave Bracket




The Wireline Technologies, Inc. 16"/20" Stainless Slickline Stuffing Box Sheave Brackets feature a composite wheel, high strength aircraft quality stainless steel structural components, and a patented top loading system that allows for easy line placement and prevents the line from "jumping sheave."

The unique modular cast/plate frame design provides superior rigidity, eliminating flex at high tensions. This reduces line and packing wear caused by misalignment.

- Solid wheel for increased safety
- Patented top-loading system for ease of use
- Unique "shoes" eliminate "line jumping"
- Composite wheel is less abrasive to expensive lines
- One year manufacturers warranty
- Fully certified (Certificate supplied)

- Weight- 50 lbs. and 54 lbs.
- Height- 31" and 35"
- Width- 5"
- SWL- 6,000 lbs. (3,000 lbs. line)
- Proof test load- 12,000 lbs. (6,000 lbs. line load)
- Standard line sizes- .092"-.108" & .108"-.125"  
(Custom groove sizes are available)



2140 North Redwood Road, #60  
Salt Lake City, Utah, 84116 U.S.A.  
Phone (801) 323-5533  
Fax (801) 323-7033  
[wisheave.com](http://wisheave.com)

# Slickline Ancillaries

## Floorstand




- Provides support for your WTI Slickline Sheave.
- One sided design allows for load/unload of line while attached.
- Sizes available for the 16" and 20" as well as the 25 and 30" sheaves.
- Powder coated to protect against corrosion.

## Handguard / Stabilizer



- Protects operator's hands and clothing from being drawn into sheave.
- Should be used wherever a running line is open to personnel.
- Patented design allows the line to be loaded after attachment.
- Can be used to keep the sheave upright during slack line conditions.

## Line Wiper



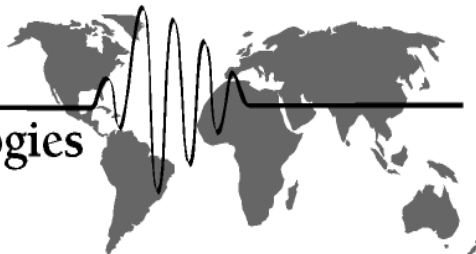
- Helps maintain a clean running line, reducing maintenance time.
- Easily attached to sheave and adjustable to fit to any line size.
- Made from anodized aluminum to protect against corrosion.

## Rig-Up Yoke



- Provides an alternative place to attach a "tugger line".
- Can be used to stabilize top mounted (hanging) sheaves.
- Made from stainless steel to resist corrosion.

Wireline  
Technologies



2140 North Redwood Road, #60  
Salt Lake City, Utah, 84116 U.S.A.  
Phone (801) 323-5533  
Fax (801) 323-7033  
[wtisheave.com](http://wtisheave.com)